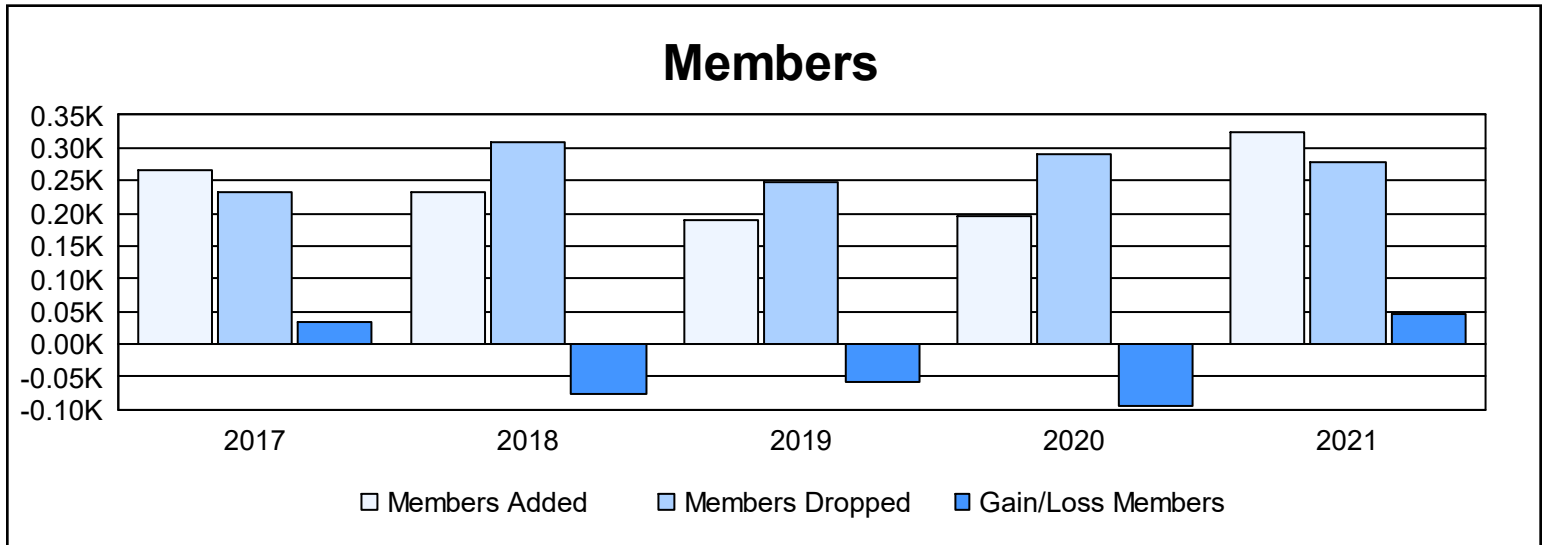
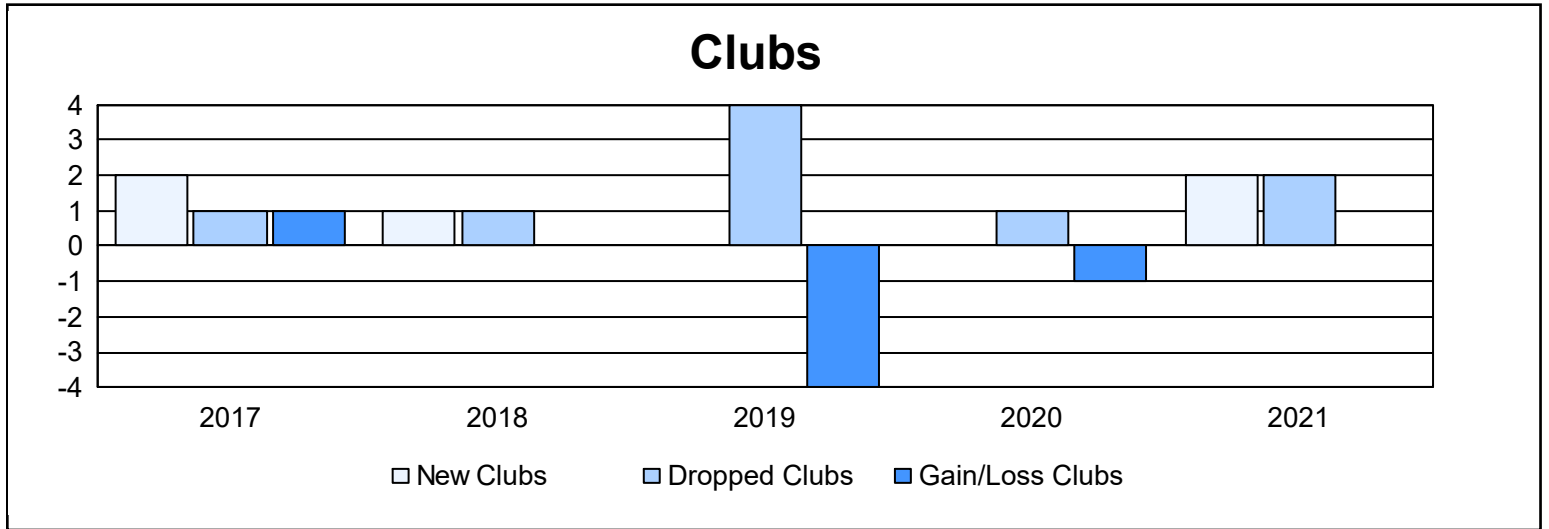
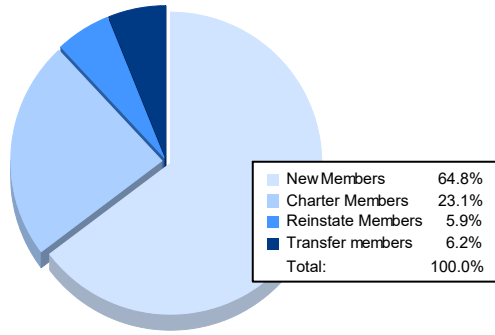


| Year | New Clubs | Dropped Clubs | Gain/Loss Clubs | New Members | Charter Members | Reinstate Members | Transfer Members | Total Member Added | Total Members Dropped | Gain/Loss Members |
|----------------|-----------|---------------|-----------------|-------------|-----------------|-------------------|------------------|--------------------|-----------------------|-------------------|
| 2016-2017 | 2 | 1 | 1 | 185 | 49 | 5 | 27 | 266 | 231 | 35 |
| 2017-2018 | 1 | 1 | 0 | 170 | 27 | 14 | 22 | 233 | 309 | -76 |
| 2018-2019 | 0 | 4 | -4 | 153 | 4 | 11 | 22 | 190 | 249 | -59 |
| 2019-2020 | 0 | 1 | -1 | 101 | 4 | 66 | 24 | 195 | 289 | -94 |
| 2020-2021 | 2 | 2 | 0 | 210 | 75 | 19 | 20 | 324 | 279 | 45 |
| Average | 1 | 2 | -1 | 164 | 32 | 23 | 23 | 242 | 271 | -30 |



Membership Composition June 2021 Cumulative



Gender Composition June 2021 Cumulative

